

# GS 300 RWD 2006



## Standard Specification and Features

### Mechanical

#### TRANSMISSION

6-Speed  
Automatic  
Super Electronically Controlled Transmission (Super ECT)  
Overdrive  
Sequential Multi-Mode Shifter  
Lock Up Torque Converter  
Transmission Cooler

#### ENGINE

3GR-FSE  
3.0 Litre  
6-Cylinder  
Aluminum Alloy Block  
DOHC  
24-Valve  
Dual VVT-i Variable Valve Timing with Intelligence on both Intake and Exhaust Cams  
Direct Injection System  
Electronic Throttle Control System with Intelligence (ETCS-i)  
Acoustic Control Induction System  
Ultra Low Emissions Vehicle (ULEV)  
Stainless Steel Exhaust System

#### MECHANICAL FEATURES

Rear Wheel Drive  
Vehicle Stability Control (VSC)  
HAC (Hill-start Assist Control)  
Traction Control (TRAC)  
Engine Undercover

#### STEERING

Electric Power Steering

#### SUSPENSION

Multi-link Rear Control Arms  
Double Wishbone Type  
Independent  
Stabilizer Bar  
Independent  
Stabilizer Bar

#### TIRES

P225/50R17  
Compact Spare Tire

#### BRAKES

Antilock Braking System (ABS)  
Electronic Brake Force Distribution (EBD)  
Front Ventilated Discs  
Rear Discs



## Standard Specification and Features (Cont'd)

### Interior

#### STEERING

Power Telescopic Steering Wheel  
Auto Tilt With Memory

#### CLIMATE CONTROL

Automatic Temperature Control  
Dual Auto A/C  
Cabin Air Filter  
Rear Seat Heater Ducts

#### AUDIO

AM/FM Stereo Cassette, Compact Disc Autochanger  
10 Speakers  
Steering Wheel Audio Controls  
Glass Imprinted Antenna

#### SEATS

Rear Center Headrest  
Leather Seat Surfaces  
Bucket Seats  
Lumbar Support (Power)  
Recline (Power)  
Vertical (Power)  
Driver Seat Fore/Aft (Power)  
Heated Driver's Seat  
Driver Seat Memory  
Lumbar Support (Power)  
Passenger Recline (Power)  
Passenger Vertical (Power) Adjustment  
Heated Passenger Front Seat  
Passenger Seat Memory  
Rear Seat Headrests

#### WINDOW

Power Windows with Auto Up / Down for All Windows

#### INSTRUMENTATION

ECD (Electronic Chromatic Device)  
Shift Position Indicator  
Multi Information Display  
Digital Compass  
Tachometer  
Water Temperature Gauge  
Outside Temperature Gauge  
Dual Trip Odometer

#### MIRRORS

Electrochromic Rear View Mirror  
Dual Illuminated Vanity Mirrors

#### TRIM

Leather Wrapped Steering Wheel  
Leather Wrapped Shift Knob  
Walnut Wood Trim  
Birds Eye Maple Wood Trim  
Simulated Leather Door Trim  
Chrome Inner Door Handles  
Driver Footrest  
Fabric Headliner

#### TRUNK/CARGO

Interior Trunk/Cargo Access

# GS 300 RWD 2006



## Standard Specification and Features (Cont'd)

### Interior

#### **SECURITY**

Power Door Locks  
Key Lockout Protection

#### **LIGHTS**

Door Courtesy Lamps  
Drivers Footwell Lamp  
Passenger Footwell Lamp  
Glove Box Lamp  
Illuminated Ashtray  
Trunk Lamp  
Premium Illuminated Entry System

#### **STORAGE**

Driver and Passenger Opening Door Pockets  
Front Centre Console Box  
Console Box (Overhead)  
Driver & Front Passenger Seatback Pockets

#### **FLOOR**

Carpeting  
Carpet Floor Mats

# GS 300 RWD 2006



## Standard Specification and Features (Cont'd)

### Exterior

<b>WHEELS</b>	17" Aluminum Alloy Wheels
<b>WINDOW</b>	UV Glass Protection Side Window Defoggers Electric Rear Window Defroster with Timer Tinted Glass Water Repellent Door Glass
<b>CONVENIENCE</b>	Fuel Cap Hanger
<b>EXTERIOR</b>	Coloured Bumpers Coloured Door Handles Power Moonroof
<b>MIRRORS</b>	Dual Exterior Mirrors Power Remote Heated Mirrors Power Folding Mirrors Electrochromic Side View Mirrors
<b>WIPER</b>	Variable Intermittent Wipers Mist Feature
<b>LIGHTS</b>	High Intensity Discharge (HID) Headlamps Light Control System Auto Leveling Headlamp System Headlamp Washers Fog Lamps

### Safety

<b>SAFETY</b>	Driver and Passenger Knee Airbags Dual Stage Driver & Passenger Airbag Supplemental Restraint System (SRS) Front Seat Mounted Side Airbags Front and Rear Head / Side Curtain Airbags Front Seatbelt Pre-Tensioners and Force Limiters All-Position 3-Point Lap & Shoulder Belts Adjustable "B" Pillar Shoulder Belt Anchors Rear Seatbelt Pre-tensioner and Force Limiter Rear Centre 3-Point Lap & Shoulder Belt Anchor Points for Child Restraint Seats Child Protector Rear Door Locks Rear High-mount Stop Lamp with LED Assist Grips First Aid Kit Tool Kit
<b>SECURITY</b>	Power Fuel Lid Release Anti-theft System Engine Immobilizer Glove Box Lock
<b>WARNING</b>	Low Fuel Low Engine Oil Level Low Washer Fluid Door Ajar Head Lamps On Tire Pressure Front Driver and Passenger Seat Belt Warning

# GS 300 RWD 2006



## Standard Specification and Features (Cont'd)

### Convenience

#### CONVENIENCE

Push Button Start  
 Cruise Control  
 Smart Key System  
 Digital Clock  
 Overhead Sunglass Storage  
 Front & Rear Cup Holders  
 Accessory Power Outlets  
 Cigarette Lighter  
 Ashtray  
 Driver's Coin Case Compartment

#### TRIM

Coat Hooks

### Dimension

Length mm (in.)	4,825 (190)	Fuel Consumption - City/Highway mpg	TBD
Width mm (in.)	1,820 (71.7)	Compression Ratio	11.5:1
Height mm (in.)	1,430 (56.3)	Horsepower (kW)	245 (183) @ 6,200 rpm
Wheelbase mm (in.)	2,850 (112.2)	Torque (N.m)	230 (312) @ 3,600 rpm
Front Tread mm (in.)	1,535 (60.4)	Turning Circle m. (ft.)	11.2 (36.7)
Rear Tread mm (in.)	1,540 (60.6)	Ground Clearance mm (in.)	130 (5.1)
Front Headroom mm (in.)	960 (37.8)		
Rear Headroom mm (in.)	940 (37.0)		
Front Legroom mm (in.)	1,105 (43.5)		
Rear Legroom mm (in.)	925 (36.4)		
Front Shoulder Room mm (in.)	1,430 (56.3)		
Rear Shoulder Room mm (in.)	1,400 (55.1)		
Seating Capacity	5		
Base Curb Weight kg (lbs.)	1,640 (3,615)		
Gross Vehicle Weight kg (lbs.)	2,060 (4,542)		
Cargo Capacity m <sup>3</sup> (cu.ft.)	0.430 (15.2)		
Towing Capacity kg (lbs.)	TBD		
Fuel Capacity litres (gal.)	71 (15.6)		
Fuel Consumption - City/Highway	TBD		
L/100km			

# GS 300 RWD 2006



## Standard Specification and Features (Cont'd)

### Options

#### TOURING PACKAGE

Vehicle Including  
Option Package  
\$67,100.00##

Clearance and Back up Sensor  
Rear Window Sunshade  
Coloured Rear Spoiler  
Adaptive Front Lighting System  
Rear Seat Side Airbags  
Heated Passenger Seat with Ventilation Fan  
Heated Driver Seat with Ventilation Fan  
Rain Sensing Wipers  
Automatic Wipers

#### PREMIUM PACKAGE









Vehicle Including  
Option Package  
\$74,600.00##

AM/FM Stereo Cassette, Compact Disc DVD Autochanger  
14 Speakers  
Mark Levinson Audio  
Clearance and Back up Sensor  
Rear Window Sunshade  
Coloured Rear Spoiler  
DVD Based Navigation System with Backup Camera  
Adaptive Front Lighting System  
Rear Seat Side Airbags  
Heated Passenger Seat with Ventilation Fan  
Heated Driver Seat with Ventilation Fan  
Wood and Leather Wrapped Steering Wheel  
Wood and Leather Trimmed Shifter Knob  
Rain Sensing Wipers  
Automatic Wipers

### Personalize your Lexus

	Personalization options	Lexus Installed MSRP
<b>Exterior</b>	Block Heater	\$179.00**
	Cargo Liner	\$114.00**
	Rear Spoiler	\$429.00**
	Moon roof Wind Deflector	\$110.00**
<b>Interior</b>	Cargo Box	\$144.00**
	Cargo Net	\$55.00**

### Exterior Colours

	Crystal White Pearl		Chardonnay Pearl
	Flint Mica		Blue Onyx Metallic
	Mercury Metallic		Quartz Shadow Metallic
	Black		
	Matador Red Mica		