

Standard Specification and Features

Mechanical

TRANSMISSION

6-Speed
Automatic
Super Electronically Controlled Transmission (Super ECT)
Sequential Multi-Mode Shifter

ENGINE

4.3 Litre
8-Cylinder
Aluminum Alloy Block
DOHC
32-Valve
Variable Valve Timing with Intelligence (VVT-i)
Sequential Multipoint Electronic Fuel Injection
Electronic Throttle Control System with Intelligence (ETCS-i)
Direct Injection System (DIS) with Dual Knock Sensors
Acoustic Control Induction System (ACIS)
Low Emissions Vehicle (LEV II)
Stainless Steel Exhaust System

MECHANICAL FEATURES

Rear Wheel Drive
Vehicle Stability Control (VSC)
Traction Control (TRAC)

STEERING

Progressive Rate Power Steering
Rack & Pinion

SUSPENSION

Independent
Double Wishbone Type
Gas Shock Absorbers
Coil Springs
Stabilizer Bar
Anti-Vibration Subframe
Anti-dive and Anti-squat Geometry
Double Wishbone Type
Gas Shock Absorbers
Coil Springs
Stabilizer Bar
Anti-Vibration Subframe

TIRES

P245/40ZR18
Performance Summer Radials
Run-flat Tires

BRAKES

Antilock Braking System (ABS)
Power Assisted
Electronic Brake Force Distribution (EBD)
Brake Assist (BA)
Front Ventilated Disc Brakes
Rear Discs



Standard Specification and Features (Cont'd)

Interior

STEERING

3-spoke Steering Wheel
Auto Tilt With Memory

CLIMATE CONTROL

Auto Air Conditioning with Dual Zone Control
Soft-Touch Heater Controls
Cabin Air Filter
Rear Seat Heater Ducts

AUDIO

Mark Levinson Audio
AM/FM Stereo Cassette, Compact Disc Autochanger
Radio Data System (RDS)
9 Speakers
Steering Wheel Audio Controls
Diversity Antenna
Power Antenna

SEATS

Leather Seat Surfaces
Bucket Seats
10-way Power Adjustable Drivers Seat
Heated Driver's Seat
Lexus Driver Memory Seat System with Two Driver Memory Settings
10-way Power Adjustable Passenger Seat
Heated Passenger Front Seat
Passenger Seat Memory

WINDOW

Power Windows with Driver, Front Passenger Auto Up/ Down
Window Jam Protection

CONVENIENCE

Power Door Locks

INSTRUMENTATION

Electronic Analog Gauges with Multifunction Display
Digital Compass
Tachometer
Voltmeter
Water Temperature Gauge
Dual Trip Odometer

MIRRORS

Electrochromic Rear View Mirror
Dual Illuminated Vanity Mirrors

TRIM

Wood and Leather Wrapped Steering Wheel
Wood Shift Knob
Maple or Walnut Wood Grain Trim
Leather Door Trim
Centre Console With Armrest

Standard Specification and Features (Cont'd)

Interior

LIGHTS	Illuminated "Lexus" Scuff Plates
STORAGE	Front Centre Console Box
FLOOR	Carpet Floor Mats

Standard Specification and Features (Cont'd)

Exterior

BODY STYLE	2-Door Convertible
WHEELS	18" Aluminum Alloy Wheels Wheel Locks
WINDOW	Electric Rear Window Defroster with Timer Water Repellent Door Glass High Solar Energy Absorbing Window Glass
CONVENIENCE	Fuel Cap Hanger
EXTERIOR	Power Retractable Roof Coloured Rear Spoiler
MIRRORS	Power Remote Heated Mirrors Foldable Exterior Mirrors Electrochromic Side View Mirrors
WIPER	Variable Intermittent Wipers
LIGHTS	Adaptive Front Lighting System Light Control System High Intensity Discharge (HID) Headlamps Auto Leveling Headlamp System Headlamp Washers Fog Lamps

Safety

SAFETY	Dual Stage Driver and Passenger Knee Airbags Driver & Passenger Airbag Supplemental Restraint System (SRS) Front Seat Mounted Side Airbags Front Seatbelt Pre-Tensioners and Force Limiters All-Position 3-Point Lap & Shoulder Belts First Aid Kit
SECURITY	Power Fuel Lid Release Anti-theft System Engine Immobilizer Fuel Door Lock Glove Box Lock
WARNING	Low Fuel Low Engine Oil Level Low Washer Fluid Door Ajar Tire Pressure Front Passenger Seat Belt

Standard Specification and Features (Cont'd)

Convenience

CONVENIENCE	Cruise Control Power Tilt & Telescopic Steering Retained Accessory Power HomeLink Universal Transceiver Front Cup Holders
INSTRUMENTATION	DVD Based Navigation System
SECURITY	Keyless Entry with Trunk Release
LIGHTS	Map Lamps Illuminated Entry w/ Fadeout

Dimension

Height mm (in.)	1,350 (53.1)	Horsepower (kW)	288 (215) @ 5,600 rpm
Length mm (in.)	4,534 (178.5)	Torque (N.m)	317 (430) @ 3,400 rpm
Width mm (in.)	1,825 (72.0)	Coefficient of Drag (cd.)	0.30
Wheelbase mm (in.)	2,620 (103.1)	Turning Circle m. (ft.)	10.8 (35.4)
Front Tread mm (in.)	1,549 (61.0)		
Rear Tread mm (in.)	1,533 (60.4)		
Front Headroom mm (in.)	945 (37.2)		
Rear Headroom mm (in.)	861 (33.9)		
Front Legroom mm (in.)	1,108 (43.6)		
Rear Legroom mm (in.)	689 (27.1)		
Front Shoulder Room mm (in.)	1,366 (53.8)		
Rear Shoulder Room mm (in.)	1,182 (46.5)		
Seating Capacity	4		
Base Curb Weight kg (lbs.)	1,742 (3,840)		
Cargo Capacity m3 (cu.ft.)	0.266 (9.4)		
Fuel Capacity litres (gal.)	75 (16.5)		
Fuel Consumption - City/Highway	12.8/8.7		
L/100km			
Fuel Consumption - City/Highway	22/32		
mpg			
Compression Ratio	10.5:1		

Standard Specification and Features (Cont'd)

Options

PEBBLE BEACH








*Vehicle Including
Option Package
\$96,250.00##*

Pebble Beach Badges
 Unique Special Edition Floor Mats
 Black Leather Cabin Bag
 Pebble Beach Black Leather Garment Bag
 Unique Black Birds Eye Maple Wood Trim
 Pebble Beach Interior Badge
 Exclusive Interior Leather Colour
 18 inch G-Spider Alloy Wheels

Personalize your Lexus

	Personalization options	Lexus Installed MSRP
Exterior	Block Heater	\$232.00**
	Car Cover	\$249.00**
	Lexus Licence Plate Protector	\$19.00**
Interior	Cargo Net	\$60.00**

Exterior Colours

	Starfire Pearl		Matador Red Mica
	Mercury Metallic		Chardonnay Pearl
	Smoky Granite Mica		
	Obsidian		
	Midnight Cherry		