

## Standard Specification and Features

### Mechanical

<b>TRANSMISSION</b>	5-Speed Automatic Super Electronically Controlled Transmission (Super ECT)
<b>ENGINE</b>	4.3 Litre 8-Cylinder DOHC 32-Valve Variable Valve Timing with Intelligence ( VVT- i) Sequential Multiport Electronic Fuel Injection Electronic Throttle Control System with Intelligence (ETCS-i) Direct Injection System (DIS) with Dual Knock Sensors Acoustic Control Induction System Aluminum Alloy Block Ultra Low Emissions Vehicle (ULEV) Stainless Steel Exhaust System
<b>MECHANICAL FEATURES</b>	Rear Wheel Drive Traction Control (TRAC) Vehicle Skid Control (VSC)
<b>STEERING</b>	Progressive Rate Power Steering Rack & Pinion
<b>SUSPENSION</b>	Double Wishbone Type Independent Gas Shock Absorbers Coil Springs Stabilizer Bar Anti-Vibration Subframe Anti-dive and Anti-squat Geometry Double Wishbone Type Gas Shock Absorbers Coil Springs Stabilizer Bar Anti-Vibration Subframe
<b>TIRES</b>	P245/40ZR18 Tires Performance Summer Radials Run-flat Tires
<b>BRAKES</b>	Power Assisted Antilock Braking System (ABS) Front Ventilated Discs Rear Discs Electronic Brake Force Distribution (EBD) Brake Assist (BA)



## Standard Specification and Features (Cont'd)

### Interior

#### STEERING

3-spoke Steering Wheel  
Auto Tilt With Memory

#### CLIMATE CONTROL

Auto Air Conditioning with Dual Zone Control  
Soft-Touch Heater Controls  
Clean Air Filter  
Rear Seat Heater Ducts

#### AUDIO

Mark Levinson Audio  
AM/FM Stereo Cassette, Compact Disc Autochanger  
Radio Data System (RDS)  
9 Speakers  
240-watt Sound System  
Power Antenna  
Diversity Antenna

#### SEATS

Leather Seat Surfaces  
Bucket Seats  
10-way Power Adjustable Drivers Seat  
Heated Driver's Seat  
Lexus Driver Memory Seat System with Two Driver Memory Settings  
10-way Power Adjustable Passenger Seat  
Heated Passenger Front Seat  
Memory Passenger Seat

#### WINDOW

Window Jam Protection  
Power Windows with Driver, Front Passenger Auto Up/ Down

#### CONVENIENCE

Power Door Locks

#### INSTRUMENTATION

Electronic Analog Gauges with Multifunction Display  
Digital Compass  
Tachometer  
Voltmeter  
Water Temperature Gauge  
Dual Trip Odometer

#### MIRRORS

Electrochromic Rear View Mirror  
Dual Illuminated Vanity Mirrors

#### TRIM

Wood and Leather Wrapped Steering Wheel  
Wood Shift Knob  
Maple or Walnut Wood Grain Trim  
Leather Door Trim  
Centre Console With Armrest

## Standard Specification and Features (Cont'd)

### Interior

<b>SECURITY</b>	Keyless Entry with Trunk Release
<b>LIGHTS</b>	Illuminated "Lexus" Scuff Plates
<b>STORAGE</b>	Front Centre Console Box
<b>FLOOR</b>	Carpet Floor Mats

## Standard Specification and Features (Cont'd)

### Exterior

<b>BODY STYLE</b>	2-Door Convertible
<b>WHEELS</b>	18" Aluminum Alloy Wheels Wheel Locks
<b>WINDOW</b>	Electric Rear Window Defroster with Timer Water Repellent Door Glass High Solar Energy Absorbing Window Glass
<b>CONVENIENCE</b>	Fuel Cap Hanger
<b>EXTERIOR</b>	Coloured Rear Spoiler Power Retractable Roof
<b>MIRRORS</b>	Power Remote Heated Mirrors Foldable Exterior Mirrors Electrochromic Side View Mirrors
<b>WIPER</b>	Variable Intermittent Wipers
<b>LIGHTS</b>	Light Control System High Intensity Discharge (HID) Headlamps Auto Leveling Headlamp System Headlamp Washers Fog Lamps

### Safety

<b>SAFETY</b>	Driver & Passenger Airbag Supplemental Restraint System (SRS) Front Seat Mounted Side Airbags Front Seatbelt Pre-Tensioners and Force Limiters All-Position 3-Point Lap & Shoulder Belts First Aid Kit
<b>SECURITY</b>	Power Fuel Lid Release Anti-theft System Engine Immobilizer Fuel Door Lock Glove Box Lock
<b>WARNING</b>	Low Engine Oil Level Low Fuel Low Washer Fluid Front Passenger Seat Belt Door Ajar Tire Pressure

## Standard Specification and Features (Cont'd)

### Convenience

#### CONVENIENCE

Power Tilt & Telescopic Steering  
Cruise Control  
Retained Accessory Power  
HomeLink Universal Transceiver  
Front Cup Holders

#### LIGHTS

Map Lamps  
Illuminated Entry w/ Fadeout

### Dimension

<b>Length mm (in.)</b>	<b>4,515 (177.8)</b>	<b>Horsepower (kW)</b>	<b>300 (223) @ 5,600 rpm</b>
<b>Width mm (in.)</b>	<b>1,825 (72.0)</b>	<b>Torque (N.m)</b>	<b>325 (440) @ 3,400 rpm</b>
<b>Height mm (in.)</b>	<b>1,350 (53.1)</b>	<b>Turning Circle m. (ft.)</b>	<b>10.8 (35.4)</b>
<b>Wheelbase mm (in.)</b>	<b>2,620 (103.1)</b>	<b>Coefficient of Drag (cd.)</b>	<b>0.30</b>
<b>Front Tread mm (in.)</b>	<b>1,549 (61.0)</b>		
<b>Rear Tread mm (in.)</b>	<b>1,533 (60.4)</b>		
<b>Seating Capacity</b>	<b>4</b>		
<b>Front Headroom mm (in.)</b>	<b>945 (37.2)</b>		
<b>Rear Headroom mm (in.)</b>	<b>861 (33.9)</b>		
<b>Front Legroom mm (in.)</b>	<b>1,108 (43.6)</b>		
<b>Rear Legroom mm (in.)</b>	<b>689 (27.1)</b>		
<b>Front Shoulder Room mm (in.)</b>	<b>1,366 (53.8)</b>		
<b>Rear Shoulder Room mm (in.)</b>	<b>1,182 (46.5)</b>		
<b>Base Curb Weight kg (lbs.)</b>	<b>1,742 (3,840)</b>		
<b>Cargo Capacity m3 (cu.ft.)</b>	<b>0.246 (8.8)</b>		
<b>Fuel Capacity litres (gal.)</b>	<b>75 (16.5)</b>		
<b>Fuel Consumption - City/Highway</b>	<b>13.3/9.3</b>		
<b>L/100km</b>			
<b>Fuel Consumption - City/Highway</b>	<b>21/30</b>		
<b>mpg</b>			
<b>Compression Ratio</b>	<b>10.5:1</b>		

## Standard Specification and Features (Cont'd)

### Options

#### NAVIGATION PACKAGE









DVD Based Navigation System

Vehicle Including  
Option Package  
\$90,300.00##

### Accessories

	Accessory	Lexus Installed MSRP
<b>Exterior</b>	Block Heater	\$232.00**
	Black Pearl Emblem Kit	\$430.00**
	Car Cover	\$350.00**
	Replacement Wheel Cover	\$725.00**
<b>Interior</b>	Cargo Net	\$56.00**

### Exterior Colours

	Winter Gold		Shimmering Sand
	Millenium Silver Metallic		Midnight Jade
	Black		Indigo Ink
	Absolutely Red		
	Midnight Cherry		