

STANDARD LUXURY

LUXURY AND CONVENIENCE:

- SmartAccess with push-button Start/Stop¹
 - Multi-function, in-key remote entry system with rolling-code technology
 - Dual-zone automatic climate control
 - Power moonroof
 - HomeLink[®] universal transceiver²
 - Auto-dimming outside rearview mirrors
 - Auto-dimming inside rearview mirror
 - Lexus Personalized Settings (LPS) to customize select electronic functions
 - Power retractable rear windshield sunshade
 - Power door closers and power trunk open/close
 - Backup camera³
 - 4-Zone Climate Concierge with heated and air conditioned rear outboard seats (LS 460L, LS 600h L)
 - Rear outboard seat massage settings (LS 600h L)
 - Power retractable rear door sunshades (LS 600h L, LS 460L, LS 460 Technology Package)
 - Laminated rear door window glass (LS 600h L)
 - Alcantara headliner
 - Rear cool box (LS 460L)
- ### SEATING AND TRIM:
- Perforated premium leather seat surfaces
 - Wood and leather interior trim
 - Heated wood-trimmed steering wheel
 - Power tilt-and-telescopic steering wheel with automatic tilt-away
 - 16-way power-adjustable driver seat (including lumbar) with auto slide-away
 - 12-way power-adjustable front passenger seat (including lumbar)
 - Leather and wood-trimmed shift knob
 - Climate control settings for front seats with heat and air conditioning
 - Driver Seat Memory System
 - Power-adjustable rear outboard seats and memory setting (LS 460L)
 - Rear outboard seat butterfly headrests (LS 460L)

AUDIO, COMMUNICATIONS AND INSTRUMENTATION:

- 19-Speaker Mark Levinson[®] Surround Sound System⁴
- Voice-activated Navigation System with Remote Touch and 12.3" multimedia display⁷
- Integrated XM[®] Satellite Radio⁵
- USB and auxiliary minijack audio input for iPod/iPhone[®] and music player integration with audio system⁶
- Bluetooth[®] audio profile for wireless integration of compatible music players and automatic phonebook synchronization⁸
- Electroluminescent instrumentation
- GPS-linked, aluminum-trimmed analog clock with LED illumination
- Steering wheel-mounted audio, phone and display controls
- Drive Mode Select with Normal, Eco, Sport, Sport+, and Comfort Mode
- Intuitive parking assist

STANDARD SAFETY AND SECURITY

ACTIVE SAFETY:

- Blind Spot Monitoring (with Rear Cross-Traffic Alert)^{16,17}
- Vehicle Dynamics Integrated Management (VDIM)⁹
- Vehicle Stability Control (VSC)⁹
- Electronic Brake-force Distribution (EBD)
- Smart Stop Technology¹⁰
- Direct Tire Pressure Monitor System¹¹
- Power adjustable, auto-folding, heated exterior rearview mirrors with integrated LED turn signal lamps, puddle lamps
- Laminated and water-repellent front-door glass
- Rain-sensing wipers with deicer
- Dual-swivel Adaptive Front Lighting System (AFS)
- LED daytime running lamps

- LED fog lamps
- LED brake lamps
- Advanced Pre-Collision System (LS 600h L)¹²
- Active Pedestrian Detection System (LS 600h L)¹³
- Lane Keep Assist (LS 600h L)¹⁴
- Driver Attention Monitor (LS 600h L)¹⁵
- Variable Gear Ratio Steering (VGRS) (LS 460L, LS 600h L)
- Adaptive Variable Suspension (AVS) (LS 460L, LS 600h L)
- LED headlamps with dynamic auto-levelling
- Intelligent high-beam headlamps (LS 600h L)¹⁸
- UV Cut Glass
- Dynamic Radar Cruise Control (LS 460L)²⁶
- Pre-Collision System (LS 460L)¹²

PASSIVE SAFETY:

- Driver and front-passenger airbag system (SRS)¹⁹
- Front seat-mounted side airbags¹⁹
- Rear outboard seat-mounted side airbags¹⁹
- Front and rear side curtain airbags¹⁹
- Driver and front-passenger knee airbags¹⁹
- Active front headrests²⁰
- Whiplash Injury Lessening (WIL) front seats²⁰
- Child Restraint System (CRS) tether anchor brackets for rear outboard seats¹⁹
- Power-adjustable rear outboard seats and memory setting (LS 600h L)
- Intelligent high-beam headlamps (LS 460L)¹⁸

SECURITY:

- Vehicle theft-deterrent system
- Engine immobilizer system
- Tool kit
- First aid kit

STANDARD SPECIFICATIONS

CURB WEIGHT

LS 460 AWD	2,140 kg/4,719 lb
LS 460 AWD (F SPORT Package)	2,120 kg/4,675 lb
LS 460L AWD	2,210 kg/4,873 lb
LS 600h L	2,370 kg/5,226 lb

ENGINE TYPE

LS 460

- > V8, 4.6 litres
- > Direct and port fuel injection
- > Dual Variable Valve Timing with intelligence and Electronic intake valve timing (VVT-iE)

LS 600h L

- > V8, 5.0 litres
- > Direct and port fuel injection
- > Lexus Hybrid Drive
- > Dual Variable Valve Timing with intelligence and Electronic intake valve timing (VVT-iE)

HORSEPOWER @ RPM

LS 460 AWD	360 hp @ 6,400 rpm ²¹
LS 460L AWD	360 hp @ 6,400 rpm ²¹
LS 600h L	438 hp (total system net horsepower) ²¹

TORQUE @ RPM

LS 460 AWD	347 lb-ft @ 4,100 rpm ²¹
LS 460L AWD	347 lb-ft @ 4,100 rpm ²¹
LS 600h L	385 lb-ft @ 4,000 rpm ²¹
Electric Engine	221 lb-ft ²¹

FUEL ECONOMY ESTIMATES

(City/Hwy/Combined)

LS 460 AWD	15.2/10.2/12.9 L/100 km ²² (19/28/22 mpg) ²²
LS 460L AWD	15.2/10.2/12.9 L/100 km ²² (19/28/22 mpg) ²²
LS 600h L	12.7/10.1/11.5 L/100 km ²² (22/28/25 mpg) ²²

AERODYNAMIC DRAG COEFFICIENT

LS 460 AWD	0.27
LS 600h L	0.27

BODY AND DIMENSIONS

OVERALL LENGTH

LS 460	5,090 mm (200.0")
LS 460L	5,210 mm (205.0")
LS 600h L	5,210 mm (205.0")

WHEELBASE

LS 460	2,970 mm (116.9")
LS 460L	3,090 mm (121.7")
LS 600h L	3,090 mm (121.7")

WIDTH

1,875 mm (73.8")

HEIGHT

LS 460 AWD	1,480 mm (58.3")
LS 460 AWD (Technology Package)	1,465 mm (57.7")
LS 460 AWD (F SPORT Package)	1,455 mm (57.3")
LS 460L	1,465 mm (57.7")
LS 600h L	1,480 mm (58.3")

HEADROOM (FRONT)

965 mm (38.0")

HEADROOM (REAR)

964 mm (38.0")

LEGGROOM (FRONT)

1,110 mm (43.7")

LEGGROOM (REAR)

LS 460	909 mm (35.8")
LS 460L	933 mm (36.7")
LS 600h L	933 mm (36.7")

SHOULDER ROOM (FRONT)

1,487 mm (58.5")

SHOULDER ROOM (REAR)

LS 460	1,446 mm (56.9")
LS 460 (Technology Package)	1,447 mm (57.0")
LS 460L	1,433 mm (56.4")
LS 600h L	1,432 mm (56.4")

TRUNK CAPACITY

(max)

LS 460	394 litres (13.9 cubic feet)
LS 460 (Technology Package)	334 litres (11.8 cubic feet)
LS 460L	334 litres (11.8 cubic feet)
LS 600h L	286 litres (10.1 cubic feet)

FUEL TANK CAPACITY

84 litres/18.5 gallons

DRIVETRAIN

DRIVE WHEELS

- > All-wheel drive with TORSEN® limited-slip centre differential²³ (LS 460 AWD, LS 460L AWD, LS 600h L)
- > Vehicle Dynamics Integrated Management (VDIM)⁹
- > Vehicle Stability Control (VSC)⁹
- > Traction Control (TRAC)
- > Drive Mode Select

TRANSMISSION

- > 8-Speed automatic
- > Electronically Controlled Transmission with intelligence (ECT-i)
- > Sequential shift
- > Electronically controlled Continuously Variable Transmission (ECVT)

CHASSIS

FRONT SUSPENSION

Independent upper and lower multi-link double-joint suspension arms with stabilizer bar

REAR SUSPENSION

- > Independent, multi-link with coil springs, gas-pressurized shock absorbers and stabilizer bar (LS 460)
- > Adaptive Variable Suspension (AVS) (LS 460 available)
- > Adaptive Variable Suspension (AVS) (LS 600h L)
- > F SPORT-tuned, lowered suspension (LS 460 F SPORT)

STEERING

- > Electric Power Steering (EPS) (LS 460)
- > Variable Gear-Ratio Steering (VGRS) (LS 460 available)
- > Variable Gear-Ratio Steering (VGRS) (LS 600h L)

BRAKES

- > Four-wheel power-assisted disc brakes
- > Electronic Controlled Braking (ECB)
- > Four-sensor, four-channel Anti-lock Brake System (ABS)
- > Electronic Brake-force Distribution (EBD)
- > Brake Assist (BA)²⁴
- > Electronic parking brake
- > Regenerative braking system (LS 600h L)
- > 14.8" ventilated front discs with Brembo^{®33} opposed six-piston calipers, 13.1" ventilated rear discs (F SPORT)

TIRES

- > P245/45R19 all-season tires
- > Full size spare tire

WHEELS



LS 460 (standard)
 LS 460L (standard)
 LS 600h L (standard)
 19" split 7-spoke alloy wheels



LS 460 *F SPORT* available
 19" split 10-spoke alloy wheels

ACCESSORIES



BLOCK HEATER



PAINT PROTECTION FILM

EXTERIOR



ULTRA WHITE..... 0083



EMINENT WHITE.....0085



ATOMIC SILVER01J7



SATIN CASHMERE METALLIC.....04U7



NEBULA GREY PEARL.....01H9



FIRE AGATE PEARL.....04V3



OBSIDIAN..... 0212




STARLIGHT BLACK MICA..... 0217

INTERIOR



PREMIUM LEATHER - PERFORATED | BLACK




PREMIUM LEATHER - WHITE PERFORATED | *F SPORT* BLACK




PREMIUM LEATHER - PERFORATED | *F SPORT* FLAXEN


INTERIOR TRIM



DARK BROWN | WALNUT



ESPRESSO | SHIMAMOKU



GENUINE | ALUMINUM



2016 LS

TECHNOLOGY PACKAGE
F SPORT PACKAGE

TECHNOLOGY PACKAGE	LS 460	LS 460L	LS 600h L	F SPORT PACKAGE	LS 460	LS 460L	LS 600h L
4-Zone Climate Control with heated and air conditioned power rear seats with massage settings	•	-	-	F SPORT 19" 10-spoke forged alloy wheels	•	-	-
Vibration massage seats	•	-	-	Coloured full-skirt package	•	-	-
Rear seat butterfly headrests	•	-	-	3-spoke F SPORT leather-wrapped steering wheel	•	-	-
Rear seat cool box	•	-	-	F SPORT front grille	•	-	-
Rear door sunshade	•	-	-	Aluminum dash accents	•	-	-
Rear seat side airbags	•	-	-	F SPORT shift knob	•	-	-
Lumbar support	•	-	-	F SPORT scuff plates	•	-	-
Electric Power Steering (EPS) with Variable Gear Ratio Steering (VGRS)	•	-	-	F SPORT tuned suspension	•	-	-
Front & rear Adaptive Variable Suspension (AVS) with TEMS	•	-	-	Electric Power Steering (EPS) with Variable Gear Ratio Steering (VGRS)	•	-	-
Front & rear air suspension	•	-	-	Front & rear Adaptive Variable Suspension (AVS) with TEMS	•	-	-
Automatic high beam	•	-	-	Front & rear air suspension	•	-	-
Pre-Collision System ¹²	•	-	-	Automatic High Beam	•	-	-
Milli-wave Radar Cruise System	•	-	-	Pre-Collision System ¹²	•	-	-
				Milli-wave Radar Cruise System	•	-	-

• Equipment included in Package - Not available in Package

Specifications

LS 2016

December 2, 2015

	LS 460 AWD	LS 460 LAWD	LS 600h L
Interior			
Steering			
Heated Wood Steering Wheel	•	•	•
3-spoke Steering Wheel	•	•	•
Power Tilt Steering	•	•	•
Power Telescopic Steering Wheel	•	•	•
Auto Tilt With Memory	•	•	•
Steering Wheel Audio Controls	•	•	•
Climate Control			
Dual Zone Automatic Climate Control	•		
Dust, Pollen, Deodorizing Air Filter	•	•	•
Rear Seat Heater Ducts	•	•	•
4-Zone Independent Automatic Climate Control		•	•
Infrared Body Temperature Sensor		•	•
Climate Control: Climate Concierge		•	•
Soft-Touch Heater Controls			•
Audio			
Single In-Dash DVD	•	•	•
Video: 12.3-inch Liquid Crystal Display (LCD) display	•	•	•
Mark Levinson Reference Surround Sound Audio System	•	•	•
AM/FM CD with MP3/WMA Player	•	•	•
Audio Auxiliary Input Jack	•	•	•
USB Audio Input	•	•	•
Bluetooth Capability	•	•	•
Hard Disk Drive	•	•	
Integrated SiriusXM Satellite Radio	•	•	•
19 Speakers	•	•	•

	LS 460 AWD	LS 460 LAWD	LS 600hL
SIRI Eyes-Free	•	•	•
Rear Audio Controls		•	
2 Sets of Headphones		•	
Audio & Blu-ray Remote Control		•	
Automatic Sound Levelizer System (ASL)			•
Radio Data System (RDS)			•
Diversity Antenna			•
Satellite Roof Mounted Fin Antenna			•
HD Radio			•

Seats

Climate Control Front Seats	•	•	•
Premium Leather Seat Surfaces	•	•	•
Heated and Air Conditioned Front Seats	•	•	
16-way Power Driver Seat Adjustments (including lumbar)	•	•	•
Driver Seat Headrest-Vertical & Tilt	•	•	
12-way Power Adjustable Passenger Seat (including lumbar)	•	•	•
Driver Memory Seat System with 3 Settings	•	•	•
Passenger Seat Headrest-Vertical & Tilt	•	•	•
Passenger Seat Memory	•	•	
Heated Rear Seats	•	•	
Vibration Massage Seats - Rear		•	
Rear Seat Butterfly headrests		•	
Shiatsu Massage Seat - Rear		•	
Rear Seat Air Conditioning		•	
Rear Power Headrest		•	
Rear Power Seats		•	•
Rear Seat Massage Settings		•	•
Ottoman Seat Shiatsu Massage - Rear		•	
Ottoman Seat Massage Settings - Rear		•	
Right Rear Seat Retractable Ottoman		•	
Bucket Seats - Front			•

	LS 460 AWD	LS 460 LAWD	LS 600hL
Power Rear Seat Headrests-Vertical			•
4-Way Power Rear Seats			•
Lumbar Support - Rear			•
Heated and Air Conditioned Rear Seats			•

Windows

Power Windows with Auto Up / Down and Variable Speed Control for All Windows	•	•	•
Water Repellant Front Door Glass	•	•	•
High Solar Energy Absorbing Window Glass	•	•	•
Front Windshield Acoustic Glass	•		
Sunshade on Rear Door Glass		•	
Window: Front and Rear Side Acoustic Glass		•	
Front and Rear Acoustic Glass			•

Instrumentation

Backup Camera in Navigation Display	•	•	•
Electronic Analog Gauges with Thin Film Transistor (TFT) Multifunction Display	•	•	
Tachometer	•	•	•
Outside Temperature Gauge	•	•	•
Remote Touch Interface	•	•	
Voice-activated SD Card Based Navigation System with Remote Touch	•	•	•
Full TFT LCD Gauge Cluster			•
ECO Indicator			•
Navigation Voice Recognition			•
Water Temperature Gauge			•
Instrumentation: Compass in Navigation Display			•

Mirrors

Auto Dimming Rear View Mirror	•	•	•
Illuminated Vanity Mirrors	•	•	•
Electrochromic Rear View Mirror			•

	LS 460 AWD	LS 460 LAWD	LS 600hL
Trim			
Woodgrain Trim	•	•	
NuLuxe Door Trim	•	•	
Leather Covered Instrument Panel		•	
Walnut Wood Trim		•	
Escaine Roof Head Lining			•
Wood and Leather Wrapped Steering Wheel			•
Wood and Leather Wrapped Shift Knob			•
Driver Footrest			•
Leather Covered Lower Instrument Panel and Door Armrest			•
Trunk/cargo			
Cargo Area Mat	•	•	
Cargo Net	•	•	•
Cargo Mat			•
Security			
Key Lockout Protection	•	•	•
Power Door Locks	•	•	•
Lights			
LED Map Lamps	•	•	•
LED Illumination System	•	•	•
Premium Illuminated Entry System			•
Storage			
Front Centre Console Box	•	•	•
Front Seat Back Pockets	•	•	•
Owners Wallet	•	•	•
Storage: Rear Seat Coat Hooks	•	•	
Upper and Lower Glove Box			•
Flooring			

	LS 460 AWD	LS 460 LAWD	LS 600hL
Carpeting	•	•	•
Carpet Floor Mats	•	•	•
All Season Floor Mats	•	•	•

Convenience

Rear Cool Box		•	
Power Rear-Door Sunshades		•	•

Convenience

Convenience

Retained Accessory Power	•	•	•
Cruise Control	•		
HomeLink Universal Transceiver	•	•	•
Overhead Sunglass Storage	•	•	
Smart Key System	•	•	•
Push Button Start	•	•	•
1 Wallet Size Smart Card Key	•	•	•
Power Rear Window Sunshade	•	•	•
Power Assist Doors	•	•	•
Front & Rear Cup Holders	•	•	•
Driver's Coin Case Compartment	•	•	
12Volt Accessory Power Outlet	•	•	•
Intuitive Parking Assist	•	•	
Clearance and Backup Sensors	•	•	•
Analog Clock with LED Illumination	•	•	
Easy Close Trunk	•	•	•
Dynamic Radar Cruise Control		•	
Nightview		•	•
Automatic Powered Opening/Closing Trunk			•
Milli-wave Radar Cruise System			•
Convenience Items: GPS Integrated Analog Clock with LED Illumination			•

	LS 460 AWD	LS 460 LAWD	LS 600hL
--	------------	-------------	----------

Climate Control

Rear seat climate controls		•	
----------------------------	--	---	--

Lights

Interior Lamps: LED Rear Reading Lamps			•
--	--	--	---

Safety

Safety

Driver and Passenger Knee Airbags	•	•	
Front Passenger Airbag Status / Occupancy Classification Indicator	•	•	
Front Passenger Occupancy Classification Indicator	•	•	•
Driver & Passenger Airbag Supplemental Restraint System (SRS)	•	•	•
Front Seat Mounted Side Airbags	•	•	•
Driver and Front Passenger Knee Airbags	•	•	•
Front and Rear Side Curtain Airbags	•	•	•
Front Seatbelt Pre-Tensioners and Force Limiters	•	•	•
Rear Seatbelt Pre-tensioner and Force Limiter	•	•	•
All-Position 3-Point Lap & Shoulder Belts	•	•	•
Power adjustable "B" Pillar Shoulder Belt Anchors	•	•	•
Rear High-mount Stop Lamp with LED	•	•	•
Assist Grips	•	•	•
First Aid Kit	•	•	•
Safety: Blind Spot Monitor System with RCTA	•	•	
Full Auto Brake		•	•
Ottoman Seat Cushion Airbag		•	
Lane Departure Alert with Steering Assist System		•	•
Pre Collision System		•	•
Obstacle Detection System		•	•
Driver Monitoring System		•	
Lane Departure Alert		•	
Safety: Advanced Pre Collision System		•	•
Blind Spot Monitor		•	•

	LS 460 AWD	LS 460 LAWD	LS 600hL
Rear Cross Traffic Alert		.	.
LED Brake Lamps			.

Security

Power Fuel Lid Release	.	.	.
Anti-theft System	.	.	.
Engine Immobilizer	.	.	.

Warning

Low Fuel	.	.	.
Low Engine Oil Level	.	.	.
Low Washer Fluid	.	.	.
Door Ajar	.	.	.
Direct Tire Pressure Monitoring System	.	.	.
Warnings: Key Remind Warning	.	.	.

Exterior

Body Style

4-Door Sedan	.	.	.
--------------	---	---	---

Wheels

19" Aluminum Alloy Wheels	.	.	.
Wheel Locks	.	.	.
Noise Reduction Wheels	.	.	.

Windows

Front Windshield Deicer	.	.	.
-------------------------	---	---	---

Exterior

Power Moonroof	.	.	.
Moonroof Sunshade	.	.	.
Power Tilt Moonroof	.	.	.
Lexus Hybrid Blue Accented Front Headlamps, Rear Tail lamps, Logos, and Badging			.

	LS 460 AWD	LS 460 LAWD	LS 600hL
--	------------	-------------	----------

Mirrors

Mirrors Linked to Seat Memory	•	•	•
Remote Control (Power) Heated Mirrors with Memory	•	•	•
Electrochromic Side View Mirrors	•	•	•
Reverse Auto Tilting Exterior Mirrors	•	•	•
Puddle Lamps	•	•	•
Integrated LED Signal Lamps	•	•	•
Power Retractable Folding Exterior Mirrors			•

Wipers

Variable Intermittent Wipers	•	•	•
Rain Sensing Wipers	•	•	•
Windshield Wiper De-Icer	•	•	•

Lights

Bi-Xenon HID Headlamps	•	•	
Automatic Headlamp System	•	•	
Light Control System	•	•	•
Auto Leveling Headlamp System	•	•	•
Headlamp Washers	•	•	•
LED Rear Tail Lamps	•	•	•
LED Daytime Running Lights	•	•	
LED Fog Lamps	•	•	•
Automatic High Beam		•	•
LED Headlamps		•	
Light Emitting Diode (LED) Headlamps			•
Adaptive Front Lighting System			•
Headlamps: Auto			•

Mechanical

Transmission

	LS 460 AWD	LS 460 LAWD	LS 600hL
8-Speed	•	•	
Automatic	•	•	
Super Electronically Controlled Transmission (Super ECT)	•	•	
Sequential Multi-Mode Shifter	•	•	
Dual Mode Electronically Controlled Continuously Variable Transmission (ECVT)			•

Engine

4.6 Litre	•	•	
8-Cylinder	•	•	•
Aluminum Alloy Block	•	•	
DOHC	•	•	•
32-Valve	•	•	
(VVT-iE) Variable Valve Timing with Intelligence Electrically Driven on Intake Cam	•	•	
(VVT-i) Variable Valve Timing with Intelligence on Exhaust Cam	•	•	
Electronic Throttle Control System with Intelligence (ETCS-i)	•	•	•
Direct Injection System (DIS) with Dual Knock Sensors	•	•	•
Two-Way Direct Cylinder and Port Injection System	•	•	•
Acoustic Control Induction System (ACIS)	•	•	•
Tier 2 Bin 5 Emissions Rating	•	•	
Hood Struts	•	•	
Stainless Steel Exhaust System	•	•	
Dual Integrated Chrome Tailpipe Diffusers	•	•	
5.0 Litre			•
Lexus Hybrid Drive			•

Mechanical Features

All Wheel Drive (AWD)	•	•	•
Vehicle Dynamics Integrated Management (VDIM)	•	•	•
Vehicle Stability Control (VSC)	•	•	•
Traction Control (TRAC)	•	•	•
Mechanical Features: Drive Mode Select			•

	LS 460 AWD	LS 460 LAWD	LS 600hL
Hill-start Assist Control (HAC) (Automatic Only)			•

Steering

Electric Power Steering	•	•	
Rack & Pinion	•	•	
EPS with VGRS (Electric Power Steering with Variable Gear Ratio Steering)		•	•

Suspension

Independent - Front	•	•	•
Multi-Link Type - Front	•	•	•
Coil Springs - Front	•	•	
Stabilizer Bar - Front	•	•	•
Anti-Vibration Subframe - Front	•	•	•
Anti-dive and Anti-squat Geometry - Front	•	•	
Independent - Rear	•	•	
Multi-Link Type - Rear	•	•	•
Gas Shock Absorbers - Rear	•	•	
Coil Springs - Rear	•	•	
Stabilizer Bar - Rear	•	•	•
Anti-Vibration Subframe - Rear	•	•	
Front and Rear Adaptive Variable Suspension (AVS) with TEMS		•	
Front Air Suspension		•	•
Rear Air Suspension		•	•
Adaptive Variable Front Suspension (AVS)			•
Adaptive Variable Rear Suspension (AVS)			•

Tires

P245/45R19	•	•	•
All Season Tires	•	•	•
Full Size Spare Tire	•	•	•

Brakes

	LS 460 AWD	LS 460 LAWD	LS 600hL
Front Ventilated Disc Brakes	•	•	•
Rear Ventilated Disc Brakes	•	•	•
Electronically Controlled Brake System (ECB)	•	•	•
Electric Parking Brake (EPB)	•	•	•
Antilock Braking System (ABS)	•	•	•
Brake Assist (BA)	•	•	•
Electronic Brake Force Distribution (EBD)	•	•	•

Dimension

Dimensions

Height mm (in.)	1,480 (58.3)	1,465 (57.7)	1480 (58.3)
Height (<i>FSPORT</i>) mm (in.)	1,455 (57.3)		
Width mm (in.)	1,875 (73.8)	1,875 (73.8)	1875 (73.8)
Length mm (in.)	5,090 (200.4)	5,210 (205.1)	5210 (205.1)
Wheelbase mm (in.)	2,970 (116.9)	3,090 (121.7)	3090 (121.7)
Front Headroom mm (in.)	965 (38.0)	965 (38)	965 (38.0)
Rear Headroom mm (in.)	964 (37.9)	964 (38)	964 (38.0)
Front Legroom mm (in.)	1,110 (44)	1,110 (44)	1110 (43.7)
Rear Legroom mm (in.)	905 (36)	937 (37)	933 (36.7)
Seating Capacity	5	5	5
Base Curb Weight kg (lbs.)	2,110 (4,652)	2,210 (4873)	2370 (5225)
Gross Vehicle Weight kg (lbs.)	2,575 (5,678)	2,625 (5788)	2790 (6152)
Cargo Capacity m ³ (cu.ft.)	0.33 (11.8)	0.33 (11.8)	0.29 (10.2)
Fuel Capacity litres (gal.)	84 (18.5)	84 (18.5)	84 (18.5)
Fuel Consumption - City/Highway/Combined L/100km	15.2/10.2/12.9	15.2/10.2/12.9	12.7/10.1/11.5
Fuel Consumption - City/Highway/Combined mpg	19/28/22	19/28/22	22/28/25
Compression Ratio	11.8:1	11.8:1	11.8:1
Horsepower (kW)	360 (268) @ 6400	360 (268) @ 6400	389 (290) @ 6400
Torque (N.m)	347 (470) @ 4100	347 (470) @ 4100	384 (521) @ 4000
Coefficient of Drag (cd.)	0.27	0.27	0.27
Turning Circle m. (ft.)	12.2 (40)	12.6 (41.4)	12.6 (21.4)

	LS 460 AWD	LS 460 L AWD	LS 600h L
Ground Clearance mm (in.)	130 (5.1)	130 (5.1)	
Height with air suspension mm (in.)	1,465 (57.7)		
Ground Clearance (<i>FSPORT</i>) mm (in.)	120 (4.7)		
Front Track mm (in.)			1610 (63.4)
Rear Track mm (in.)			1610 (63.4)
Front Shoulder Room mm (in.)			1487 (58.5)
Rear Shoulder Room mm (in.)			1432 (56.4)
Horsepower (kW) Electric Motor			221 (165)
Torque lb. Ft. (N.m) Electric Motor			221 (300)
Dimensions: Hybrid System Net Power hp (kW)			439 (327)

Option Packages

LS 460 AWD

FSPORT Package

Milli-wave Radar Cruise System , *FSPORT* Front Grille , Coloured Full Skirt Package , Automatic High Beam , Pre Collision System , EPS with VGRS (Electric Power Steering with Variable Gear Ratio Steering) , 3-Spoke *FSPORT* Steering Wheel , Sport Tuned Suspension , Front Air Suspension , Front and Rear Adaptive Variable Suspension (AVS) with TEMS , Rear Air Suspension , Leather Wrapped Steering Wheel , Interior Trim: *FSPORT* Shift Knob , Aluminum Dash Accents , *FSPORT* Scuff Plates , 19" Forged Aluminum 10 Spoke Wheels .

Technology Package

4-Zone Independent Automatic Climate Control , Milli-wave Radar Cruise System , Rear Cool Box , Rear Door Sunshade , Automatic High Beam , Pre Collision System , Rear Seat Side Airbags , EPS with VGRS (Electric Power Steering with Variable Gear Ratio Steering) , Rear Seat Butterfly headrests , Heated and Air Conditioned Rear Seats , Lumbar Support (Power) , Vibration Massage Seats , Rear Seat Massage Settings , Rear Power Seats , Front Air Suspension , Front and Rear Adaptive Variable Suspension (AVS) with TEMS , Rear Air Suspension .