

STANDARD LUXURY

LUXURY AND CONVENIENCE:

Head-Up Display
 SmartAccess with push-button Start/Stop²⁰
 Four-zone automatic climate control
 Power-adjustable tilt-and-telescopic steering wheel
 Multi-function, in-key remote entry system with rolling-code technology
 HomeLink[®] universal transceiver²⁶
 Roof-mounted rear spoiler
 Rear privacy glass
 Second-row manual sunshades
 Integrated backup camera²
 Power moonroof
 Driver Seat Memory System
 Roof rails²⁴
 Adaptive Variable Suspension (AVS)
 Active Height Control (X-AHC)
 Power rear door
 Running boards with built-in courtesy lights
 Integrated tow-hitch receiver²⁵
 Intuitive parking assist
 Wide-view front and side monitor¹⁰
 Wallet-size smart card key
 Steering wheel paddle shifters
 Front console cool box
 Rain-sensing wipers with de-icer

SEATING AND TRIM:

Perforated premium leather seat surfaces
 Heated and ventilated front seats
 Heated and ventilated outboard middle-row seats
 Heated wood and leather trimmed steering wheel
 12-way driver (including lumbar) and 10-way front passenger (including lumbar) power-adjustable seats
 Power-sliding, 60/40 split middle-row seat with 40/20/40 split seatback
 Power-folding, 50/50 split third-row seats
 Illuminated Lexus doorsill trim

AUDIO, COMMUNICATIONS AND INSTRUMENTATION:

19-speaker Mark Levinson[®] Reference Surround Sound Audio System with 7.1-channel architecture and in-dash, single-feed, six-disc DVD/CD auto-changer^{3,4}
 Wireless Charger
 Voice-activated navigation system¹ with Remote Touch Interface
 12.3" high-definition TFT liquid crystal EMV display
 Dual Screen Rear Seat DVD Entertainment System^{8,9}
 Electroluminescent instrumentation
 Integrated XM[®] Satellite Radio⁵
 2 USB audio inputs for iPhone/iPod compatible music player integration with audio system⁶
 Bluetooth[®] audio profile for wireless integration of compatible music players with in-vehicle audio system⁷
 Drive Mode Select with Normal, Eco, Comfort, Sport S/S+ and Customize modes

STANDARD SAFETY AND SECURITY

ACTIVE SAFETY:

Blind Spot Monitor²⁸
 Rear Cross-Traffic Alert (RCTA)³⁰
 Electronic Parking Brake (EPB)
 Lane Departure Alert (LDA)²⁹
 Pre-Collision System¹⁶
 Dynamic Radar Cruise control
 Vehicle Stability Control (VSC)¹⁴
 Electronic brake-force distribution (EBD)¹⁵
 Smart Stop Technology²¹
 Direct Tire Pressure Monitor System¹⁸
 Full-time 4WD with TORSEN limited-slip centre differential²³
 Hill-start Assist Control (HAC)¹⁷
 Downhill Assist Control (DAC)¹⁷
 Variable Gear-Ratio Steering (VGRS)
 Manual-locking centre differential
 Crawl Control
 Multi-Terrain Traction Control
 Offroad Turn Assist
 Trailer Sway Control
 LED daytime running lamps
 Bi-LED headlamps with dynamic auto-levelling
 Intelligent High-Beam headlamps²⁷
 Headlamp washers
 LED brake lamps
 Power-folding, heated auto-dimming side view mirrors with puddle lamps

PASSIVE SAFETY:

Driver and front passenger airbag system (SRS)¹⁹
 Front seat-mounted side airbags¹⁹
 Front and rear side curtain airbags¹⁹
 Driver and front-passenger knee airbags¹⁹
 Middle-row outboard seat-mounted side airbags¹⁹
 Child Restraint System (CRS) tether anchor brackets for middle-row outboard seats¹⁹
 Active front headrests¹¹

SECURITY:

Vehicle theft-deterrent system
 Engine immobilizer system

BODY AND DIMENSIONS

OVERALL LENGTH

5,065 mm (199.4")

WHEELBASE

2,850 mm (112.2")

GROUND CLEARANCE

225 mm (8.9")

WIDTH

1,980 mm (78.0")

HEIGHT

1,910 mm (75.2")

HEADROOM

(front/middle/rear)
972.1/988/909 mm (38.3/38.9/35.8")

LEGROOM

(front/middle/rear)
1,075/915/721 mm (42.3/36.0/28.4")

SHOULDER ROOM

(front/middle/rear)
1,555.8/1,564/1,582 mm (61.3/61.6/62.3")

CARGO CAPACITY

(max)
Behind Front Seats
1,276 litres (45.0 cubic feet)
Behind Middle Seats
701 litres (24.8 cubic feet)
Behind Rear Seats
259 litres (9.1 cubic feet)

FUEL TANK CAPACITY

93 litres (20.4 gallons)

APPROACH ANGLE

25 degrees

DEPARTURE ANGLE

20 degrees

MAX PASSENGER SEATING

8

ENGINE

TYPE

- > V8, 5.7 litres
- > Dual Variable Valve Timing with intelligence (VVT-i)

HORSEPOWER @ RPM

383 hp @ 5,600 rpm¹²

TORQUE @ RPM

403 lb-ft @ 3,600 rpm¹²

CURB WEIGHT

2,680 kg (6,000 lb)

TOWING CAPACITY

(max)
3,175 kg (7,000 lb)²⁵

FUEL ECONOMY ESTIMATES

(City/Highway/Combined)
> 18.3/12.9/15.9 L/100 km¹³
15/22/18 mpg¹³

AERODYNAMIC DRAG COEFFICIENT

0.35

DRIVETRAIN

TYPE

Full-time 4WD with TORSEN® limited-slip centre differential²³ (with manual locking feature)

TRANSMISSION

- > 8-speed automatic
- > Electronically Controlled Transmission with intelligence (ECT-i)
- > Sequential shift

TRANSFER CASE

2-speed, 1.000:1 / 2.618:1

FINAL DRIVE RATIO

3.909:1

CHASSIS

FRONT SUSPENSION

- > Independent, double-wishbone with coil springs
- > Electronically controlled shock absorbers and stabilizer bar

REAR SUSPENSION

- > Four link with coil springs
- > Electronically controlled shock absorbers and stabilizer bar
- > Adaptive Variable Suspension (AVS) with Active Height Control (X-AHC) and automatic load levelling

STEERING

Variable Gear-Ratio Steering (VGRS)

BRAKES

- > Four-wheel discs
- > 13.4" ventilated front discs
- > 13.6" ventilated rear discs
- > Four-channel Multi-terrain Anti-lock Brake System (ABS)
- > Electronic Brake-force distribution (EBD)¹⁵
- > Brake Assist (BA)¹⁵
- > Electronic Parking Brake (EPB)

TIRES

- > P285/50R20 all-season tires
- > Full size spare tire with alloy wheel

WHEELS



Standard
20" split 5-spoke alloy wheels


ACCESSORIES



CARGO LINER



CARGO NET



HITCH BALL - 2 5/16" - 14,000 LBS



HITCH BALL 2" - 6,000 LBS



PAINT PROTECTION FILM

EXTERIOR



STARFIRE PEARL.....0077



NEBULA GREY PEARL.....01H9



ATOMIC SILVER01J7



STARLIGHT BLACK MICA.....0217




SATIN CASHMERE METALLIC.....04U7

INTERIOR



PREMIUM LEATHER - PERFORATED | PARCHMENT




PREMIUM LEATHER - PERFORATED | BLACK



PREMIUM LEATHER - PERFORATED | CABERNET

INTERIOR TRIM



DARK BROWN WALNUT



MATTE WALNUT



LINEAR ESPRESSO WOOD

Specifications

LX 2016

December 2, 2015

LX 570

Interior

Steering

Heated Wood Steering Wheel	•
4-Spoke Steering Wheel	•
Wood Steering Wheel	•
Power Tilt & Telescopic Steering Wheel	•
Auto Tilt With Memory	•
Steering Wheel Audio Controls	•
Steering Wheel Paddle Shifters (A/T)	•

Climate Control

4-Zone Independent Automatic Climate Control	•
Dust, Pollen, Deodorizing Air Filter	•
Rear Seat Heater Ducts	•

Audio

2 USB Audio Inputs	•
Single In-Dash DVD	•
Mark Levinson Reference Surround Sound Audio System	•
AM/FM/CD/MP3/WMA	•
Audio Auxiliary Input Jack	•
Automatic Sound Levelizer System (ASL)	•
Bluetooth Capability	•
Integrated SiriusXM Satellite Radio	•
7.1 Channel Surround Sound Speaker Architecture	•
19 Speakers	•
450-watt Sound System	•
2 sets of Wireless Headphones	•
Audio and DVD Remote Control	•

	LX 570
Satellite Roof Mounted Fin Antenna	•
Dual Seatback DVD Entertainment System with 11.6" VGA Screens	•

Seats

Easy Access Memory System - Driver	•
Heated & Ventilated Middle Seats	•
Premium Leather Seat Surfaces	•
Perforated Leather Seat Surfaces	•
Bucket Seats - Front	•
10-way Power Adjustable Drivers Seat	•
Lumbar Support (Power) - Driver	•
Recline (Power) - Driver	•
Driver Cushion Height (Power)	•
Driver Seat Power Thigh Support	•
Driver Seat Fore/Aft (Power)	•
8-way Power Passenger Seat	•
Driver Memory Seat System with 3 Settings	•
Lumbar Support (Power) - Passenger	•
Passenger Recline (Power)	•
Passenger Cushion Height (Power)	•
Passenger Seat Fore/Aft (Power)	•
Bench Seat - Middle	•
Recline - Middle	•
Fore/Aft (Power) - Middle	•
Foldable Armrest - Middle	•
Fold & Tumble Middle Seats	•
40/20/40 Split Middle Seatback	•
Rear Bench Seat	•
Power Fold Up 3rd Row Seats - Rear	•
50/50 Split Rear Bench Seat	•
Heated & Ventilated Front Seats	•

Windows

	LX 570
Power Windows with Auto Up/Down for All Windows	•
Window Jam Protection	•
Electric Rear Window Defroster with Timer	•
Rear Privacy Glass	•

Instrumentation

Lexus Customizable Features	•
Voice-activated HDD Navigation System	•
Head-Up Display	•
Wide-view Front and Side Monitor System	•
8-inch LCD Display	•
Backup Camera in Navigation Display	•
Optitron Instrumentation Gauges	•
Tachometer	•
Voltmeter	•
Water Temperature Gauge	•
Oil Pressure Gauge	•
Outside Temperature Gauge	•
Trip Computer	•

Mirrors

Auto-dimming Rear View Mirror	•
Illuminated Vanity Mirrors	•

Trim

Wood and Leather Wrapped Steering Wheel	•
Wood and Leather Wrapped Shift Knob	•
Leather Door Trim	•

Trunk/cargo

Cargo Mat	•
-----------	---

Security

Power Door Locks	•
------------------	---

LX 570

Lights

Cargo Lamp	•
LED Map Lamps	•
Premium Illuminated Entry System	•
Illuminated "Lexus" Scuff Plates	•

Storage

Front Centre Console Box	•
Front Seat Back Pockets	•

Flooring

Carpet Floor Mats	•
All Season Floor Mats	•

Convenience

Convenience

Wireless Charging	•
12V DC Accessory Connector (Front: 2)	•
Accessory Power Outlet (120V)	•
Digital Clock	•
Retained Accessory Power	•
Cruise Control	•
Integrated Garage Door Opener	•
Overhead Sunglass Storage	•
Smart Key System	•
Push Button Start	•
1 Wallet Size Smart Card Key	•
Power Rear Door with Jam Protection	•
Keyless Entry	•
Front Console Cool Box	•
Front & Rear Cup Holders	•
Intuitive Parking Assist	•

	LX 570
Dynamic Radar Cruise Control	•
Rear Door Sunshade - Manual	•

Instrumentation

TFT Multi Information Display	•
-------------------------------	---

Safety

Safety

Blind Spot Monitor System	•
Dual Stage Driver & Passenger Airbag Supplemental Restraint System (SRS)	•
Front Seat Mounted Side Airbags	•
Dual Stage Driver and Passenger Knee Airbags	•
Roll-Sensing Front and Rear Head/Side Curtain Airbags	•
Rear Seat Side Airbags	•
Front Seatbelt Pre-Tensioners and Force Limiters	•
Rear Outboard Seatbelt Pre-tensioners & Force Limiters	•
All-Position 3-Point Lap & Shoulder Belts	•
Front Seatbelt Anchor Height Adjusters	•
Middle Row Outboard Seatbelt Anchor Height Adjusters	•
Anchor Points for Child Restraint Seats	•
Child Protector Rear Door Locks	•
LED Brake Lamps	•
First Aid Kit	•
Tool Kit	•
Pre Collision System	•
Lane Departure Alert	•
Rear Cross Traffic Alert	•

Security

Anti-theft System	•
Engine Immobilizer	•

	LX 570
Remote Fuel Lid Release	•

Warning

Low Fuel	•
Low Engine Oil Level	•
Low Washer Fluid	•
Direct Tire Pressure Monitoring System	•

Exterior

Body Style

4-Door Sport Utility	•
----------------------	---

Wheels

20" Aluminum Alloy Wheels	•
Wheel Locks	•

Exterior

Rear Step Bumper	•
Roof Rails	•
Power Moonroof	•
Chrome Finished Door Handles	•
Chrome Grille	•
Towing Hitch	•
7 pin Trailer Wire Harness	•
Illuminated Running Boards	•
Roof Mounted Spoiler	•
Side Protective Mouldings	•

Mirrors

Power-Folding, Auto-dimming Mirrors with Puddle Lamps	•
Power-Adjustable Heated Mirrors	•
Mirrors Linked to Seat Memory	•
Integrated Signal Lamps	•

	LX 570
Reverse Auto Tilting Exterior Mirrors	•

Wipers

Variable Intermittent Wipers	•
Rear Window Wiper/Washer - Intermittent	•
Rain Sensing Wipers	•
Windshield Wiper De-Icer	•

Lights

Automatic High Beam	•
Adaptive Front Lighting System	•
Headlamp Washers	•
LED Daytime Running Lights	•
LED Fog Lamps	•
LED Headlamps - High Beam	•
LED Headlamps - Low Beam	•

Mechanical

Transmission

8-Speed	•
Automatic	•
Super Electronically Controlled Transmission (Super ECT)	•
Overdrive	•
Sequential Shift Mode	•
Lock Up Torque Converter	•
Transmission Cooler	•
Automatic Transmission Fluid Warmer	•

Engine

5.7 Litre	•
8-Cylinder	•
DOHC	•

	LX 570
32-Valve	•
Dual Variable Valve Timing with intelligence (VVT-i)	•
Sequential Multiport Electronic Fuel Injection	•
Electronic Throttle Control System with Intelligence (ETCS-i)	•
Crank Hold Electronic Starter Control	•
Acoustic Control Induction System (ACIS)	•
Tier 2 Bin 5 Emissions Rating	•

Mechanical Features

Off-Road Turn Assist	•
Multi-Terrain Traction Control System	•
4WD Full-Time	•
Vehicle Stability Control (VSC)	•
Mechanical Features: Drive Mode Select	•
Active Traction Control (A-TRAC)	•
Hill-start Assist Control (HAC)	•
DAC (Downhill Assist Control)	•
4-Wheel Crawl Control	•
Engine & Transfer Case Protector Plates	•
Trailer Sway Control	•

Steering

Rack & Pinion	•
Progressive Rate Power Steering	•
VGRS (Variable Gear Ratio Steering)	•

Suspension

4-Wheel Adaptive Variable Suspension (AVS)	•
Active Height Control System - Front Suspension	•
Double Wishbone Type - Front	•
Torsion Bar - Front	•
Stabilizer Bar - Front	•
4-Link - Rear	•

	LX 570
Live Axle - Rear	•
Stabilizer Bar - Rear	•
Active Height Control System - Rear	•

Tires

P285/50R20	•
All Season Tires	•
Full Size Spare Tire	•

Brakes

Front Ventilated Disc Brakes	•
Rear Ventilated Disc Brakes	•
Electric Parking Brake (EPB)	•
Multi-terrain ABS	•
Brake Assist (BA)	•
Electronic Brake Force Distribution (EBD)	•

Dimension

Dimensions

Height mm (in.)	1,910 (75.2)
Width mm (in.)	1,980 (78.0)
Length mm (in.)	5,080 (200.00)
Wheelbase mm (in.)	2,850 (112.2)
Front Track mm (in.)	1,645 (64.8)
Rear Track mm (in.)	1,640 (64.6)
Front Headroom mm (in.)	972 (38.3)
Rear Headroom mm (in.)	989 (38.9)
3rd Seat Headroom mm (in.)	909 (35.8)
Front Legroom mm (in.)	1,090 (42.9)
Rear Legroom mm (in.)	875 (34.4)
3rd Seat Legroom mm (in.)	721 (28.4)
Front Shoulder Room mm (in.)	1,550 (61.0)
Rear Shoulder Room mm (in.)	1,500 (59.1)

	LX 570
3rd Seat Shoulder Room mm (in.)	1,582 (62.3)
Seating Capacity	8
Base Curb Weight kg (lbs.)	2,680 (6,000)
Gross Vehicle Weight kg (lbs.)	3,350 (7,385)
Towing Capacity kg (lbs.)	3,175 (7,000)
Payload(GVWR-curb weight) kg (lbs.)	580 (1,285)
Fuel Capacity litres (gal.)	93 (20.4)
Fuel Consumption - City/Highway/Combined L/100km	18.3/12.9/15.9
Fuel Consumption - City/Highway/Combined mpg	15/22/18
Compression Ratio	10.2:1
Horsepower (kW)	383 (286) @ 5,600 Rpm
Torque (N.m)	403 (547) @ 3,600 Rpm
Coefficient of Drag (cd.)	0.35
Cargo Capacity Behind Front Seats-Max. Cap. m ³ (cu. Ft.)	1.267 (44.7)
Cargo Capacity Behind 2nd Seat-Max. Cap. m ³ (cu. Ft.)	0.701 (27.8)
Cargo Capacity Behind 3rd Seat-Max. Cap. m ³ (cu. Ft.)	0.259 (9.1)
Approach Angle (Degrees)	25
Departure Angle (Degrees)	20
Turning Circle m. (ft.)	12.8 (42.0)
Ground Clearance mm (in.)	225 (8.9)

Option Packages

LX 570

Standard Package

Matte Walnut .